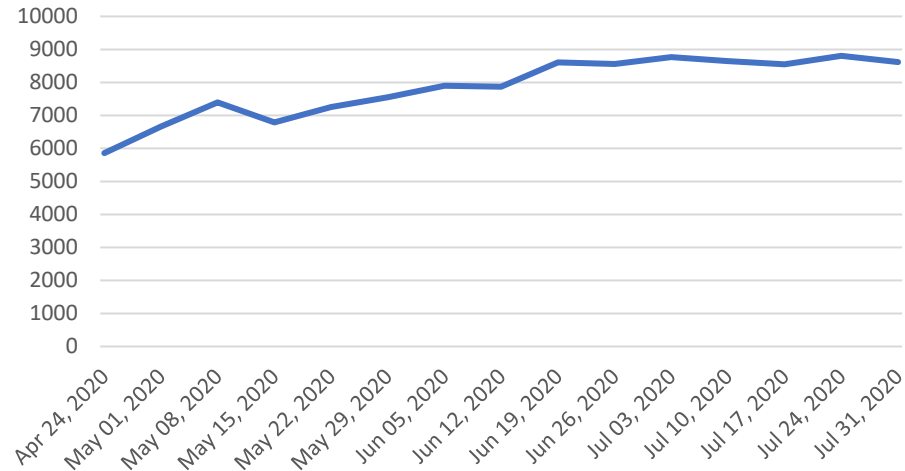


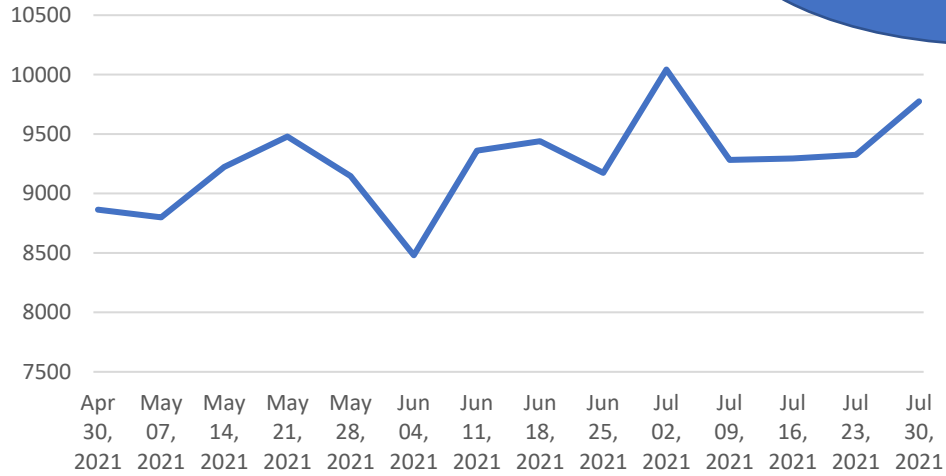
*Weekly U.S. Product Supplied of Finished Motor Gasoline (Thousand Barrels per Day)*  
 [Source: EIA / U.S. Dept. of Energy]

**Late April - Late July 2020**



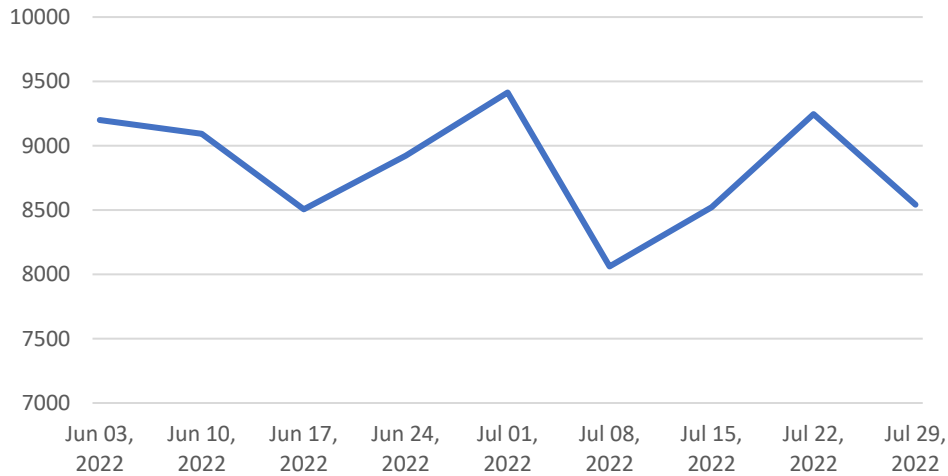
End of July 2020:  
**8617** Thousand Barrels Per Day

**Late April - Late July 2021**



End of July 2021:  
**9775** Thousand Barrels Per Day

**Late April - Late July 2022**



End of July 2022:  
**8541** Thousand Barrels Per Day

Monthly averages, based on end of week for 5 weeks:  
 July 2020 - **8678**  
 July 2021 - **9544**  
 July 2022 - **8756**

**Gasoline use down to summer 2020 levels? No fucking way!!!! We're not in a depression... yet!**

**End of July 2022 is BELOW same in 2020... who are they kidding?**